

Forced Four SMART firmware update instructions

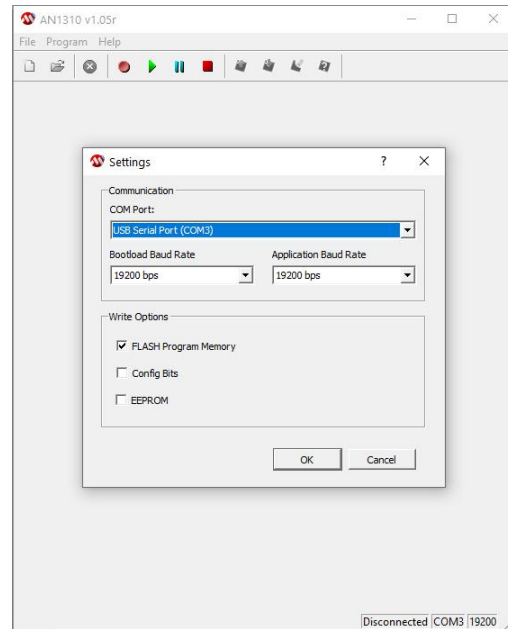
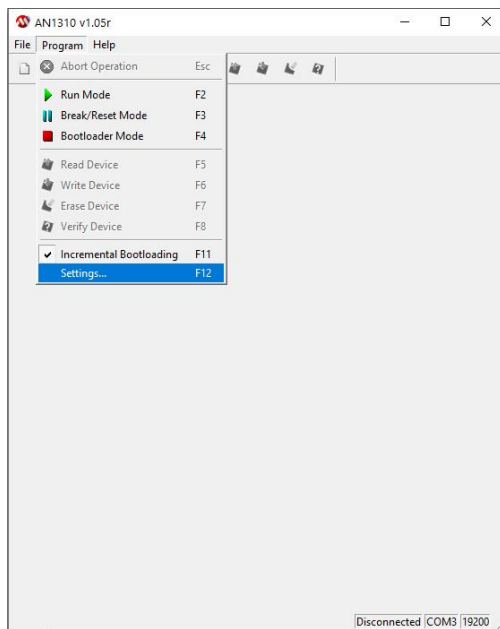
Procedure compatible with SMART 100.1, SMART 150, SMART 250

Follow these instructions EXACTLY and you can easily update your Forced Four SMART firmware

Note: SMART 100.1 PCB Version prior to 3.2 must press and hold the down button or short DI2 to ground for the entire update process to work. If unsure of PCB version, no harm will be caused by holding the down button. Failure to do so will cause bootloader to not be found.

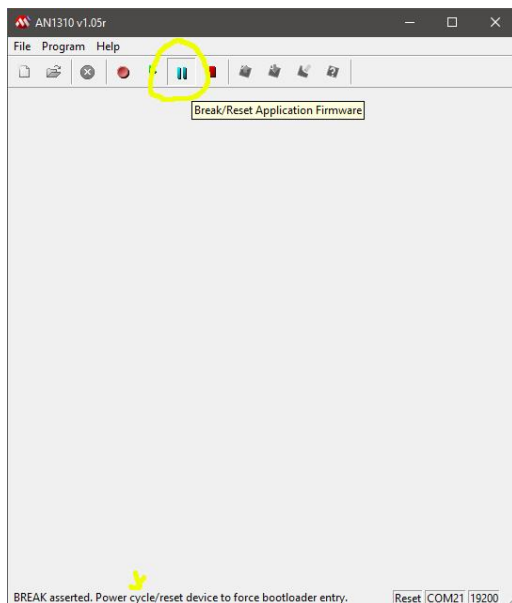
With USB cable connected and device powered on (key in on position, engine off)
Open the included AN1310ui.exe software included in the Update folder in the installation directory.

[C:\Program Files \(x86\)\ForcedFour\Forced Four SMART\Update\AN1310ui.exe](C:\Program Files (x86)\ForcedFour\Forced Four SMART\Update\AN1310ui.exe)



Select Program>Settings then configure exactly as shown with correct COM port for your connected device.

FLASH Program Memory should be checked, the other 2 items MUST be unchecked under Write Options. Then click OK.

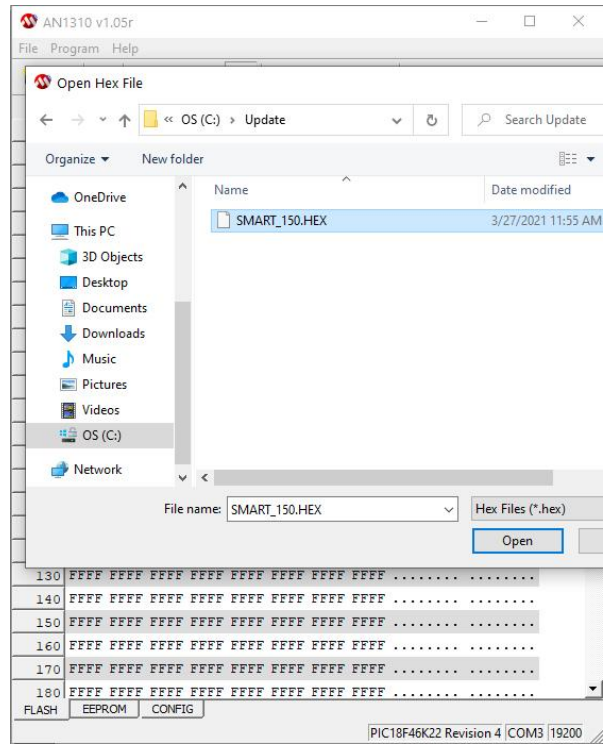
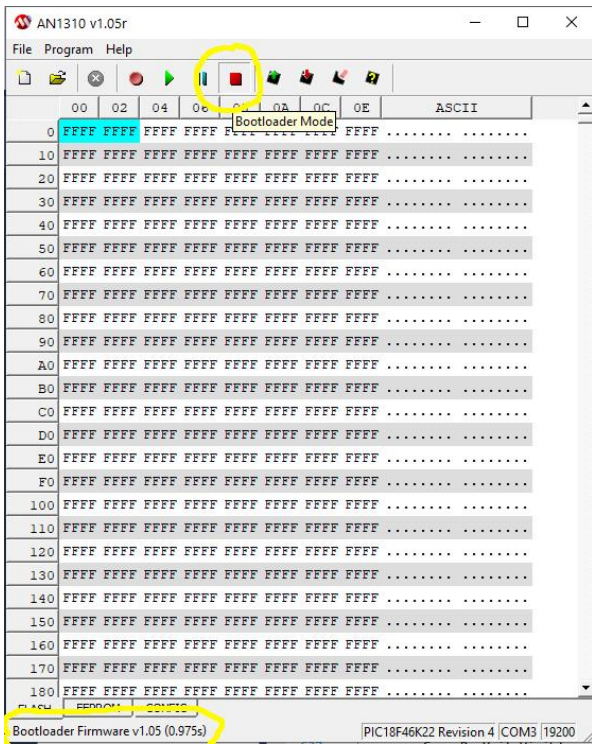


Select 'Break/Reset' icon to prepare device for bootloader entry

Next power cycle the device without disconnecting USB cable

Simply turn ignition switch off, wait a few seconds

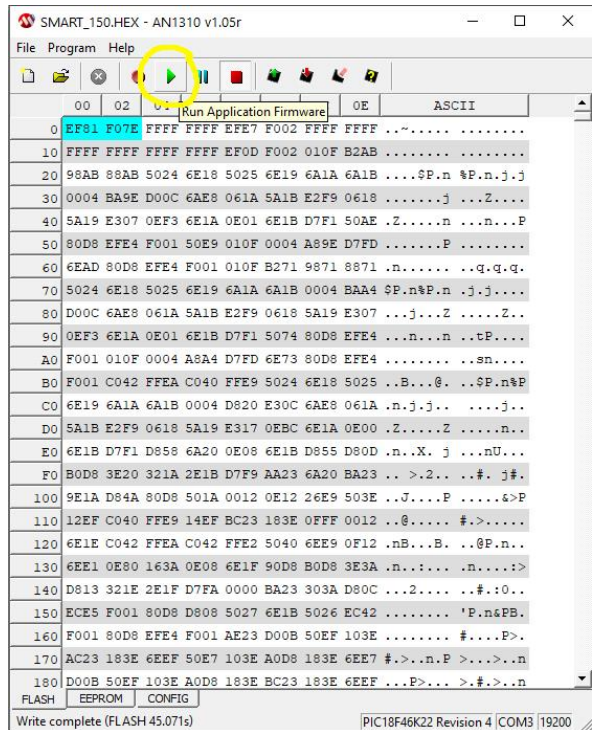
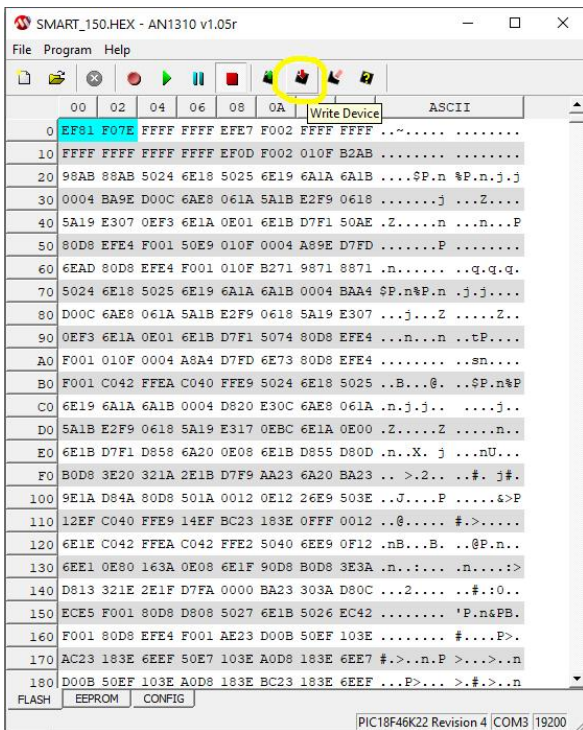
Then turn ignition switch back on



Select '**Bootloader Mode**' icon, once connected should appear as shown on left image.

Then select **File>Open** and open the included SMART_XXXX.HEX file for your device.

Navigate to the ZIP file you downloaded for SMART PC app version 2.0 and higher for appropriate *.HEX file.



Select '**Write Device**' icon. Once completed, select the '**Run Application Firmware**' icon.

You may now close the firmware updater program. Your firmware update is now complete.

Update your SMART PC APP before connecting to the new firmware if you haven't already done so!

Power off the device and disconnect the USB cable before attempting to re-connect to it!

Problem? Contact us via e-mail at sales@forcedfour.com